


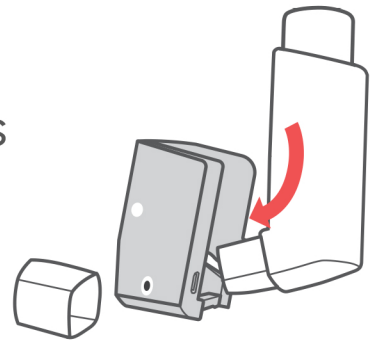
Smart Inhaler Sensor User Guide

If your inhaler runs out, simply detach the smart sensor from the old one and attach it to the new inhaler as shown below:

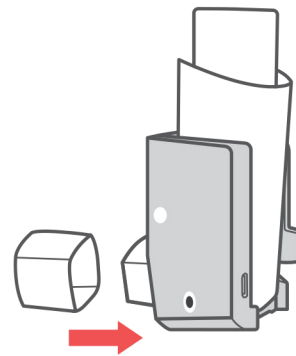
1. Remove cap from inhaler



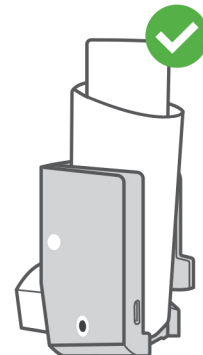
2. Push sensor over inhaler until it clips securely into place



3. Replace cap onto inhaler



4. Installation complete



UNIVERSITY OF
LEICESTER

hailie

Helicon Health™